

BULLETIN BOARD

Volume 18 Issue 1

Jan/Feb 2004



The Official Publication of the 7th Division, Pacific Northwest Region, National Model Railroad Association (Canada)

TRAINS 2003

by Russ Watson

It was 8:35 a.m. on Sunday morning when it happened. The last of the products were being pulled from boxes and strategically placed on tables. Trains were being carefully positioned on the tracks and organizers were scrambling to finish all of the last minute arrangements. People had already started queuing up outside waiting for the doors to open at 9:00 a.m. And then it happened. Without notice - boom! The entire building was thrown into darkness. An organizers worst nightmare, a massive power failure had halted all preparations for the 21st annual TRAINS public show. The only sound to be heard was that of the many high-pitched alarm system buzzers.

Luck was with us however, and within 5 minutes or so, full power was restored. Operators busily reprogrammed their Digital Command Control systems and everyone completed their tasks just in time for the public to enter the show. As quickly as the power failure had occurred, it was forgotten.

When the dust had settled and the doors closed on the largest model railroad event in the 7th Division, the award winning Lego layout had seen many children dragging their parents and grandparents past to study the maze of carefully constructed track work and structures. A total of just over 2800 people had attended the show. The organizers were happy - it had been another very successful event.

Over that evening and the coming days, there were stories that emerged. Like the young teenager who had been given a door prize ticket by a person who was leaving the show, only to discover that that very ticket would be drawn as the winner of the grand door prize - a Paul Ohannesian print. The young lad quickly made his way to the front and accepted the painting as he beamed from ear to ear. Of course the ticket didn't bear his name and a short time later, his conscience got the best of him. He returned to the front and confessed that it was not his name on that winning ticket. His honesty impressed the organizers, so a decision was made to give the young fellow the prize, but advise him to contact the ticket purchaser to inform him of the win.


Of course the public show was only one event to be enjoyed by the 214 people who registered for part or all of the entire four-day meet - people who had travelled from as far as Ontario, New Mexico and California. Many of those lucky people enjoyed self-guided layout tours on Friday night or socialized at the Cameron Recreation Centre as they watched railway videos. About 28 pre registered to attend the operating sessions on Scott Calvert's, Mike Chandler's and Brian Pate's layouts. Saturday provided an impressive array of clinics with a good focus on the PGE and BCR courtesy of the PGE/BCR Special Interest Group, who participated in the convention.

As usual, the now famous Saturday Night Live layout tours were executed with precision. Although the steep grades of the North and West Vancouver roads created that anxious odour of hot brakes, nary a technical problem was encountered. Layouts ranged from an indoor 'garden' scale layout with very convincing simulated snow and ice to an impressive bedroom-size N scale European empire.

The 7th Division AGM was well attended on Sunday and the attendees witnessed the presentation of the prestigious Jack Work Award by 7th Div Superintendent Scott Calvert, to a very deserving John Ostler - congrats John!

About 80 people attended the Sunday night banquet and as well as having a great meal, they were treated to an informative and at times very humorous presentation by PGE/BCR SIG member Singh Biln from BC Rail. The final event of the convention took place in Squamish as Singh escorted about 30 people through the BC Rail shops on a damp Monday.

continued on Page 4



John Ostler receives the Jack Work Award from Scott Calvert, 7th Div Superintendent

INSIDE THIS ISSUE

Super's Report	Page 3
Member Aid	Page 3
Welcome	Page 3
Weathering Freight Cars	Page 5
Timetable	Page 6
Seen In Passing	Page 7
Application Form	Page 8

7th DIVISION STANDING COMMITTEE

Executive

SUPERINTENDENT

Scott Calvert (604) 939 1849 (Coquitlam)

Email: scottcalvert@shaw.ca

ASSISTANT SUPERINTENDENT

MEMBERSHIP COORDINATOR

BULLETIN BOARD PRINTING & DISTRIBUTION

Gary Hazell (250) 835 8628 (Tappen)

Email: comhaven@shuswap.net

SECRETARY

John Green (604) 322 8990 (Vancouver)

Email: greenjohn1@aol.com

TREASURER

Mike Barone (250) 367 6134 (Fruitvale)

Email: mike_barone@telus.net

DIRECTOR AT LARGE

Brian Clogg (604) 588 2194 (Surrey)

Email: bcclogg@direct.ca

Appointed Positions

PUBLICITY COORDINATOR & PAST SUPERINTENDENT

Dick Sutcliffe (604) 467 4301 (Maple Ridge)

Email: ras1@uniserve.com

7th DIVISION AP CHAIRMAN

Ed Warren (250) 752 4857 (Qualicum Beach)

Email: e.a.warren@telus.net

LOWER MAINLAND AP REPRESENTATIVE

Dave Nickerson (604) 929 8057 (North Vancouver)

Email: d-nickerson@telus.net

VIDEO LIBRARIAN & VANCOUVER ISLAND AP REPRESENTATIVE

Don Forsyth (250) 338 4497 (Courtenay)

Email: D.Forsyth@telus.net

BULLETIN BOARD EDITOR

Russ Watson (250) 384 3495 (Victoria)

Email: russwatson@telus.net

MEMBER AID CHAIRMAN &

BULLETIN BOARD PRINTING & DISTRIBUTION

Bob Gardner, MMR (250) 832 9883 (Salmon Arm)

Email: rvongard@jetstream.net

ROSS HERIOT GOLDEN SPIKE AWARD COORDINATOR

Hugh Clarke (250) 545 3900 (Vernon)

Email: hughclarke@shaw.ca

JACK WOK MEMORIAL TROPHY COORDINATOR

René Gourley (604) 904 8404 (North Vancouver)

Email: rene@proto87.org

WEB MASTER

John Zuk (604) 984 3232 (North Vancouver)

Email: jazuk@telus.net

Lower Mainland & Fraser Valley Subdivision

Darren Brkich (604) 533 1570 (Langley)

Email: darren_brkich@shaw.ca

Roy Kelleway (604) 463 4682 (Maple Ridge)

RC_KELLEWAY@telus.net

John Moore (604) 463 7745 (Maple Ridge)

Email: jegmo@telus.net

Lori & Larry Sebelley (604) 858 5717 (Chilliwack)

Email: sebelley@shaw.ca

Interior Subdivision

Brian Freemantle (250) 564 2225 (Prince George)

Email: railfun@shaw.ca

Ken Haun (250) 632 6334 (Kitimat)

Email: kenhaun@telus.net

nVancouver Island Subdivision

Ted Alexis (250) 595 4070 (Victoria)

Email: m_talexis@shaw.ca

Rick Lord (250) 724 4205 (Port Alberni)

Email: rblord@telus.net

Ken Rutherford (250) 724 4698 (Port Alberni)

Email: kj.rutherford@shaw.ca

NMRA-PNR Trustee: Roger H. Ferris, EdD. (206) 283 0637

Email: railfun@juno.com

PNR President: Wil Seaver (208) 983-1772

Email: wilmerb@valint.net OR pnrprez@hq.nmra.org

QUESTIONS?????

Please feel free to contact any of the above members if you have questions, comments, suggestions or concerns. The strength of any organization is with it's members!

DIRECT YOUR MODELLING QUESTIONS to our 7th Division Member Aid Chairman, Bob Gardner, MMR, Voice: (250) 832 9883, Fax: (250) 832-0681, Email: rvongard@jetstream.net

The National Model Railroad Association (Canada) is a separately incorporated section of the National Model Railroad Association Inc. headquarters in Chattanooga, TN. NMRA (Canada) is presently a non-profit organization dedicated to preserving our railroad heritage through the promotion of model railroading and by promoting and recognizing craftsmanship and service to others within the hobby.

NMRA/PNR RENEWAL

To renew your NMRA and PNR/7th Division membership, send \$75 Cdn to Steve Prevette, PNR Office Manager, 4214 Hilltop Dr., Pasco WA 99301 USA, Email: <prevette@owt.com>. MasterCard, VISA, American Express, Diner's Club and Discover charge cards accepted. Make your cheque payable to PNR/NMRA.

7th DIVISION VIDEO LIBRARY

Please phone, write, or Email to request the tapes you would like to borrow and they will be mailed to you prepaid. After use, you are required to mail them back 'Proof of Delivery with \$100 insurance.' **Please keep your return postage receipt for tracing purposes in case the tapes are lost in the mail.** Check your membership expiry date on your Bulletin Board mailing label. If it has expired, please renew it now using the instructions above before requesting to borrow tapes. The library address is: **7th Division Video Library, c/o Don Forsyth, 2022 Cedar Crescent, Courtenay, BC V9N 3B6, phone (250) 338 4497**

Email: D.Forsyth@telus.net
A full list of tapes is published in the March and September issues of the *BULLETIN BOARD*

The *BULLETIN BOARD* is published six times per year as follows:

Submission Deadline	Mailing Date	Month
November 15th	December 15th	Jan/Feb
January 15th	February 15th	Mar/Apr
March 15th	April 15th	May/Jun
May 15th	June 15th	Jul/Aug
July 15th	August 15th	Sep/Oct
September 15th	October 15th	Nov/Dec

The *BULLETIN BOARD* is distributed to all Seventh Division members in good standing. Editorial opinions and those stated in articles do not necessarily reflect those of the Seventh Division Standing Committee.

CONTRIBUTIONS of Letters, Articles, Event News, Plans, Photographs and Art are encouraged and welcomed and may be sent to the *BULLETIN BOARD* Editor: Russ Watson #801-450 Simcoe St Victoria BC V8V 1L4 (250) 384 3495 (Home) Email: russwatson@telus.net

Please use Email whenever possible. The Editor uses a Macintosh computer which is capable of translating a wide variety of file types including most PC files.

ALL COMMUNICATIONS directed to the Division should be forwarded to the Superintendent: Scott Calvert 1869 Walnut Crescent Coquitlam BC V3J 7T2 Email: scottcalvert@shaw.ca

MEMBERSHIP RENEWALS and **ADDRESS CHANGES** must be sent to the PNR Office Manager: Steve Prevette, PNR Office Manager, 4214 Hilltop Dr., Pasco WA 99301 USA, Email: <prevette@owt.com>

All other **MEMBERSHIP INQUIRIES** including **NEW MEMBERSHIPS** must be forwarded to the Membership Coordinator: Gary Hazell RR #1 S-4 C-6 Tappen, BC V0E 2X0 (250) 835 8628, FAX (250) 835-8521, Email: comhaven@shuswap.net

ADVERTISING in the *BULLETIN BOARD* is accepted at the following per issue rates: Full Page = \$48.00, Half Page = \$24.00, Quarter Page = \$12.00, Business Card = \$6.00, Pike Ads = \$1.50

Artwork should be supplied in the appropriate size. There may be an additional charge to complete artwork that is not camera ready. Please mail your artwork and remittance, payable to the "7th Division PNR/NMRA," to the Editor's address listed above.

NMRA WEB SITES

7th Division
PNR
NMRA

http://www3.telus.net/rlink/7divisi
http://www.infoharvest.ca/nmra/pnr/
http://www.nmra.org

SUPERINTENDENT'S REPORT *by Scott Calvert*

Congratulations to the organizers of the annual Trains meet which was held recently in Burnaby again this year. It was a great show from my observation, and I am sure there will be a more detailed report elsewhere in the BB.

On behalf of the 7th Division, I would also like to thank the organizers of both the Victoria and Nanaimo shows for their generous contributions of a portion of the net show proceeds to the Division. Funds from the various shows are the main income for Division and help fund the member benefits that we offer. Thanks again.

Unfortunately, there will be no spring meet this year since we have been unable to secure a venue and group to coordinate it.

I would like to welcome Ed Warren MMR as the new 7th D Achievement Program coordinator. We look forward to his efforts in increasing the awareness and participation in the AP program. Thanks again to Terry Mitchell for filling this role previously. Congratulations to both Don Slee and Russ Watson for receiving AP Merit awards at the Trains 2003 meet for some excellent models, which they submitted.

Not much else to report at this time, so will leave more room for editor Russ to use. I would like to take this opportunity to wish everyone a wonderful festive season and good health and happiness as we head into 2004.

EDITOR'S DESK *by Russ Watson*

On behalf of all 7th Division members, and as the Jack Work Award coordinator, I congratulate John Ostler as the 2003 recipient of the Jack Work Award. Certainly almost everyone has read at least a few of his excellent articles in the NMRA's Scale Rails or commercial magazines; attended one of his clinics recently; or viewed his excellent modelling on his layout. Without question, a very deserving recipient.

It has been my pleasure to act as the AP Coordinator since the inception of the award, but now it is time to pass those duties on to René Gourley, who has volunteered to take over. Please start thinking now about nominating one of our 7th Division members for next year's presentation and contact René (see Page 2 for contact info). And thank you René for volunteering.

I have also vacated the Vancouver Island Achievement Program (AP) rep job and Don Forsyth has taken over. Please contact Don if you require AP judging on the Island at any time (see Page 2 for contact info). Thanks Don.

The URL for the 7th Division Web Site has changed as shown at the bottom of Page 2. Please have a look at our excellent site and pass your comments on to our Web Master, John Zuk.

A team consisting of Gary Hazell, John Zuk and myself was struck at the AGM in November to make a recommendation to the 7th Division Executive about electronic distribution of the Bulletin Board to those members wishing to receive it that way. A few members responded to my comments in the last issue and requested that they receive it electronically. I will

electronically send this issue to those people as a preliminary test until the recommendation has been submitted. If anyone else wants to participate in this test, please contact me. As I have previously mentioned, those who wish to receive the snail mail hard copy version, will still have an opportunity to receive it that way. Unfortunately though, the cost of producing the BB is increasing, so we must look at ways to cut costs. An advantage of electronic distribution is that the photos remain in colour.

I have contacted many of you with a question about whether you would like your club, SIG or Historical Society included in a national directory available at www.CAORM.org Please forward your club's contact info to me if you would like to be included.

The BC Government announced today (25 Nov) that they have sold BC Rail to CN. Not much of a surprise considering the recent media coverage. Interesting times ahead, let's hope that CN keeps all of the rails shiny with lot's of traffic.

The holiday season is upon us; I hope you all have a very enjoyable Holiday Season and a safe and healthy 2004!

Welcome!

A very warm welcome to the following new 7th Division member(s):

Linda Cavaghan	Surrey
Gibson Cavaghan	Surrey
Bill Hood	Prince George
Angie Pollok	Mission
Rod Pollok	Mission
Daryl Smith	Savona
Bill Stephenson	Sooke

Please feel free to direct any questions, comments or concerns to any of the members, especially Bob Gardner, the 7th Division Member Aid Chairman, and those listed on Page 2. We look forward to meeting you at one of the 7th Division events.

MEMBER AID *by Bob Gardner, MMR, Coordinator*

The past year has shown a slight increase in the number of queries fielded but I am sure there are still lots of questions out there, so please send them along.

No response so far to my offer of a modest HO car or structure kit for the best modeling tip published in this and the next two BB's.

In the meantime here are a few more tips of my own:

- To improve the operation of passenger cars with diaphragms, remove any burrs, lugs, etc. from the mating surfaces, and mount diaphragms with the shiny surfaces facing each other. Also, some modellers cover the mating surface of each diaphragm with black electrical tape for a smooth no-catch surface.

- My favourite tool, bar-none, is a darning needle inserted into a

continued on Page 4

Member Aid continued from Page 3

drilled 5/16" or 3/8" wood dowel about 2 to 3" long. I have several of these which I find useful to:

- hold small pieces in position
- mark location of holes
- pierce glue nozzles
- apply tiny drops of cement in difficult spots
- punch rivet heads in styrene or card-stock, etc. Also useful for removing slivers!

- If you store your modelling paints in a drawer or box, try placing a scrap of masking tape on each jar lid and with a felt-tip pen write the colour or abbreviation on the tape e.g. "E. BL" for engine black. This makes selection fast without having to lift each bottle to read the label.

- For holding small modelling drills I simply use a scrap piece of 3/4" soft white wood about 1 1/2" X 5". I drilled holes for the drills I use in the block and pencil in the numbers. I drill at least two holes for each size and always make sure I have at least two of each drill.

- TIP: Start with the common tap and drill sizes 47, 51, 53, 55, 60 plus some for handrails, usually 76 and 78 or 79. (1 3/4"; 1 1/2" and 1 1/4" in HO). You can add more (pairs!) from time to time but many of the number drills are never used.

More tips next time. Send in yours!!

TRAINS 2003 continued from Page 1


The group also visited the excellent West Coast Railway Museum adjacent the rail yards in Squamish.

Many thanks to the vendors who supplied the door prizes, all those who attended and a special thank you to all of the organizers and volunteers - many that have been on the committee for years - for once again working tirelessly to provide so much entertainment for all of us; I'm already looking forward to attending TRAINS 2004!

Craig Spink kindly provided the contest results as follows:

Popular Vote Category

Locomotive: 1st Mike Chandler - Proto 48 Nickel Plate Berkshire; 2nd Rick Salewski - N scale CP SD-40-2; 3rd Paul J. Crozier Smith - HO PGE RS-10 #579




Scratchbuilt Proto 48 Locie by Mike Chandler

Diorama: 1st - Greg Kennelly - N Scale PGE Bridge 18.0 in the Cheakamus Canyon; 2nd Gus Gustavson - 1930's Logging

Camp of Gustavson Brothers Logging Company at Slate Creek Jervis Inlet

Module: 1st Bruce Daykin - 10' N Scale with 11 Bridges 7 Tunnels; 2nd Dick Sutcliffe - HO Bradley North Stock Loading Facility and Bulk Oil Dealer; 3rd Rick Slingerland - On30 Diner Court on Millennium Mines RR



Bruce Daykin's N Scale Module

Rolling Stock: 1st Maynard Atkinson - HO CN 'E' Sleeper; 2nd Paul J. Crozier Smith - HO CN Scale Test Car; 3rd Dick Sutcliffe - HO CPR Caboose #437034

Structure: 1st Richard Slingerland - O scale Bucket Tram & Ore Bin

Prototype Photo: 1st Mike Nyiri - BC Rail Freight northbound at Mile 54 Squamish Subdivision; 2nd John Zuk - CPR Freight #4080 No 87 at Taghum; 3rd Russ Watson - Switching at Dawson Creek

Model Photograph: 1st - John Green - Mile 26.2 on Coquihala Valley Railway

Layout: 1st North Island Model Railroaders HO; 2nd Train Gang N Scale; 3rd Mainland Modular Railway Society HO

VICTORIA SCALE RAIL LTD

Exclusively Model Trains and Accessories

Vancouver Island's One-Stop Railroad Store

Model Railway Specialists

Friendly Service and Knowledgeable Staff

- ▶ **N, HO, O and G Scales**
- ▶ **New, Used and Consignment**
- ▶ **Special Orders and Mail Order**

Digitrax DCC

**Detail Parts, Books, Magazines
Videos and Scenery Supplies**

Mon-Thurs 10:00 - 6:00 Fri 10:00 - 9:00

Sat 10:00 - 6:00 Sun 12:00 - 5:00

Town & Country Shopping Centre

Unit 16A - 3577 Douglas Street

Victoria, BC V8Z 3L6


(250) 475-2860

Email: vsrltd@telus.net

Web Site: www.victoriascalerail.com

Terry Moore, Owner/Manager

Train: 1st Glenn G. Lawrence - HO Double headed CP freight train; 2nd Ken Catlin - HO CP Way Freight #7405
6 x 6": Don Slee - N scale Barge Problems on Slocan Lake



Novice: 1st Glenn G. Lawrence – HO Double headed CP freight train.

Railway Prototype Model (RPM) Category
Classic Era

Steam: Mike Chandler - Proto 48 Nickel Plate Berkshire

Diesel: George B Bogdanow – HO PGN Shop Switcher

Passenger: Russ Watson - N scale CNR 'E' Sleeper

MOW/Caboose: Dick Sutcliffe – HO CNR Caboose #76245

Modern Era

Diesel: Rick Salewski - N scale CP SD-40-2

MOW/Caboose: Paul J. Crozier Smith – HO CN Scale Test Car

Best in Show: Mike Chandler - Proto 48 Nickel Plate Berkshire

Weathering Freight Cars

Courtesy of the 6th Division "Highball"

It doesn't take long for a real railroad car to become a weathered veteran with rust, scratches, dust, dirt and grime. Many modellers take pride in how well they can realistically weather railroad cars. However, weathering cars presents a dilemma. There are two schools of thought; those modellers who weather for the realism of it and those who don't. Those who weather their cars do so because everything else on their layout looks used and a string of shiny railroad cars would look out of place. Those who don't weather are unwilling to mess up the factory paint job on a very expensive model railroad car. Some modellers get around the dilemma by purchasing two cars, one to weather and one to save, but this becomes very expensive. Some spray the model with Dullcote first, so all the weathering can be washed away, but it is doubtful that such a car can be returned to pristine "collector value" condition.

Model Railroader magazine has published many articles on weathering and Kalmbach Publishing Co. has published "Painting and Weathering Railroad Models" by Jeff Wilson. But we developed our own method of weathering.

First, obtain photographs of real weathered railroad cars to use as

a reference. You can take the photos yourself if you keep a camera handy in the car while you are driving. Often you'll be stopped at a rail crossing waiting on a train or be alongside a set of tracks with a freight passing by. Keep in mind that cars can be weathered just a little or a lot, depending on their age and usage. It's a good idea to vary the style and amount of weathering from car to car. Otherwise they look the same, just weathered.

Next, remove the trucks and couplers. Almost every prototype car has some type of denting. This is the most difficult and dangerous thing you can do to a car to represent heavy usage. Using a soldering iron (on a very low temperature setting) or heated screwdriver, press against the inside of the walls of an old gondola, ore car or steel boxcar. Heat will deform the plastic outward, making it look as though the cargo fell against the metal and dented it. (Never apply the heat source such as a soldering iron directly to the plastic, always use a piece of metal such as a scarp of shim stock between the heat source and the plastic to provide control of the heat. Ed.)

Use a sharply honed scribe and hobby knife to chip off bits of paint to represent flaking and scratch horizontally along the sides where car doors slide back and forth.

If you are using more than one of the same car and the manufacturer has not offered different-numbered cars, you could alter the car number. Alter existing numbers with matching white paint or by removing a digit with gentle scraping or fine sanding. (A common pencil eraser will sometimes remove numbers using patient repeated rubbing. Use masking tape to mask off and protect the adjacent numbers. Ed.) *Continued on Page 8*

PACIFIC SCALE RAIL

"The Trains Only Store"

Modellers working with Modellers

Specializing in:

Friendly Service.
Expert Advice.
Canadian Roadname Models.
Detail Parts.
DCC.
MicroTrains Special Run Cars.
(CNR 3-Packs available now)
Budget Friendly Used Trains.
Free Workshops.
Books and Magazines.

612 Carnarvon Street
New Westminster, B.C.
Phone: (604) 524-8825
Toll Free: 1-800-377-2860
Fax: (604) 524-6664

For your convenience, we are open 7 days a week!!
Come and see our wide selection of "N" and "HO" items

or visit us at.....

www.pacificscalerail.com

TIMETABLE

Visit www.infoharvest.ca/NMRA/PNR
for information on additional events.

26 JAN, (SAT), KENNEWICK WA, Tri-Cities Model Railroaders Workshop, Train Show and Clinic. Benton County PUD Auditorium, 2721 W. Tenth Ave. 10am-4pm. Info: - Steve Prevette, (509) 544-9475, prevette@owt.com, www.owt.com/tcmr.

JAN 31, (SAT), PORTLAND OR, SP&S Railway Historical Society Annual Swap Meet. Holiday Inn, Portland Airport Convention Center, 8439 NE Columbia Blvd. 10am-3pm. Info: - Bruce Barney, 10832 SE Stephens, Portland OR 87216, (503) 257-8855, bcbarney@msn.com www.trainweb.org/railsnw/spshs/.

FEB 14-15, CALGARY AB, SUPERTRAIN 2004, Calgary Model Railroad Society Annual Model Railway Show, Big 4 Building, Stampede Grounds, 9am-5pm. Info: - Maurice Despina, (403) 251 4976. supertrain@calgarymodelrailway.org.

FEB 14-15, PORTLAND OR, Great American Train Show, Portland Metro Exposition Center, 2060 N Marine Dr. 11am-5pm. Info: - www.gats.com.

FEB 15, (SUN), SPOKANE WA, River City Modelers Model Railroad Train Show. Spokane Community College, Lair Student Activities Building, Mission & Green St, 9:30am-3:30pm. Info: - River City Modelers, c/o Bob & Shirley Sample, P. O. Box 314, Elk WA 99009, (509) 292-8332, sastrains@aol.com.

MAR 6-7, SPOKANE WA, Great American Train Show, Spokane Fair & Expo Center, 404 N. Havana, 11am-5pm. Info: - www.gats.com.

MAR 13-14, SEATTLE WA, Great American Train Show, Washington Stadium & Exhibit Center, 1000 1st Ave. 11am-5pm. Info: - GATS Ltd, (702) 252-0334, www.gats.com.

MAR 14, (SUN), BURNABY BC, 22nd Annual Western Rails. Cameron Recreation Center, 9523 Cameron St. 9am-4pm. Info: (604) 540-4483.

MAR 21, (SUN), PULLMAN WA, Palouse Empire Railway Society Swap Meet. Beasley Performing Arts Coliseum, WSU Campus, 10am-3pm. (Also includes signing of new railroad books by several Authors). Info: - Ken Vogel 400 E. Main St, Pullman WA 99163, (509) 332-0505, (M-F 9:30-6:00, SAT 9:30-5:30).

MAR 27-28, EUGENE OR, 15th Annual Willamette Cascade Model Railroad Club Train Show and Swap Meet. Lane County Fairgrounds, 796 W 13th Ave, Expo Hall, South side of the complex. Sat 10am-5pm, Sun 10am-4pm. Info: Lee Temple, 1783 Linwood Av. Eugene OR 97404, (541) 688-9112, ttandt@bauercom.net.

APR 4, (SUN) NANAIMO, BC - Vancouver Island Spring Model Railroad Show, Beban Park Rec Center (2300 Bowen Rd), 10 - 4, Adults \$4, Family \$8, NMRA \$3, Layouts, Swap-shop, Model contests, Sales tables \$20.00. Info: Ken Rutherford(250) 724-4698 Email: kj.rutherford@shaw.ca or Rick Lord (250) 724-4205

JUN 26-27, BOISE ID, Great American Train Show, Western ID Fair Expo. 11am-5pm. Info: - www.gats.com

JUL 4-11, 2004, SEATTLE, WA, PSX 2004. Puget Sound eXpress. NMRA National Convention, Sponsored by the 4th Div. Pacific Northwest Region. DoubleTree Inn Convention Complex, (adjacent to the Seattle- Tacoma Airport. Info: - info@ml2003.com www.nmre2004.org.

SEP 12 (SUN) VICTORIA, BC - Victoria Model Railway Show, Victoria Curling Club 1952 Quadra St, 10-4, hourly door prizes, pop vote contest, operating model railroads, sales & displays, Info: Ted Alexis (250) 595-4070, David Tomljenovich (250) 652-1894

2005

SPOKANE, WA, PNR Annual Convention, details to follow

Is your membership expiring?

Please check the expiry date on the mailing label on the envelope that this Bulletin Board arrived in and follow the instructions on Page 2 to renew now.

VAN HOBBIES INC.

Model Railroad & Hobby Specialists

Established 1947

All Products Fully Guaranteed

Estate Appraisals

Ron J. Small and Bruce E. Eades

We purchase for cash:

- > ... Model Railroad Products Mon. - Sat. 9:30 - 5:30
- > ... Plastic Models Closed Sun. and Wed.
- > ... Die Cast Toys
- > ... Hobby Tools
- > ... Other Hobby Type Products


Phone: (604) 327 3210 Fax: (604) 327 7207
675 SE Marine Drive, Vancouver, BC V5X 2T5

Try our Web site out:

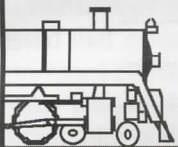

www.intouch.bc.ca/pub/van.hobbies
e-mail: van.hobbies@intouch.bc.ca

Seen In Passing ...

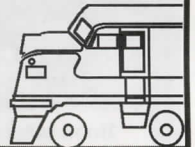
Your 7th Div Executive hard at work at the AGM in November
L - R: John Green, Scott Calvert, Gary Hazell & Mike Barone



Top Right: Recipients of Popular Vote awards, L-R: Don Slee, Mike Chandler, Glenn Lawrence, John Green, Greg Kennelly & Doug MacDonald, Sharon Green photo.
Bottom Left: Mike Barone enjoying a snack one hour before the TRAINS Banquet.
Bottom Right: BCR 4612 South leaves Quesnel on Nov 23rd (two days before the announcement that BC Rail was sold to CN), Brenda Jordison photo



CENTRAL HOBBIES



One-Stop Scale Model Train Shop! Central Hobbies is one of Vancouver's finest Model Railroad Stores. We carry an extensive selection of Model Railroad Products, Tools, Books, Magazines and Plastic Models

Z Scale, N Scale, HO Scale, S Scale, O Scale, G Scale, and others. Brass Models, Videos on Railroad Subjects and Greater Vancouver's finest selection of Model Railroad and Railroad Prototype Magazines and an extensive selection of Books on Railroad Subjects & Services. We handle Estates, Consignment sales, Custom painting and Locomotive Detailing, DCC Installations and other services. Mail Orders Welcome!

We carry the full line of DIGITRAX DCC (Digital Command Control) products.

Please drop by the store for product information or a Demo. We also carry DCC products from SoundTraxx and Atlas.

2845 Grandview Hwy Vancouver BC Canada V5M 2E1


Phone 1-604-431-0771, Fax 1-604-431-9855

Orders Only 1-888-7TRAINS (1-888-787-2467)

Email: Central_Hobbies@telus.net

Web Site: www.central-hobbies.com

Mon-Thurs 11:00 - 6:00 Fri 11:00 - 9:00 Sat 10:30 - 5:30 Closed most Sundays & Holidays



7th Division PNR-NMRA Membership Application and Renewal Form

Instructions: When remitting in Canadian funds for a renewal this form must be sent to the PNR Office Manager and not NMRA headquarters. New memberships should be sent to Gary Hazell. Associate subscriptions (Bulletin Board only) must be sent to Gary. No credit card use for subscriptions.

All Fees are in Canadian Funds:

PNR Office Manager, 4214 Hilltop Dr., Pasco WA 99301 USA
Gary Hazell, RR no. 1, S-4 C-6, Tappen, B.C. V0E 2X0

Select Option	Number of Years	Total
Annual regular membership (full benefits)	_____ @ \$75.00	\$ _____
Affiliate (No NMRA Scale Rails)	_____ @ \$44.00	\$ _____
NMRA Life Member: PNR annual renewal	_____ @ \$11.00	\$ _____
Family membership (of regular members)	_____ @ \$16.00	\$ _____
List Names:		
Youth membership (under 19)	_____ @ \$54.00	\$ _____
Sustaining membership (business or club)	_____ @ \$151.00	\$ _____
Five Year Regular Membership	_____ @ \$362.00	\$ _____
7th Div Associate <u>subscriptions</u> (Bulletin Board only) (Mail this form to Gary Hazell if this option is chosen with a cheque payable to 7th Division PNR NMRA Credit card option not available for subscriptions)	_____ @ \$10.00	\$ _____
Total Enclosed \$		_____

If paying by cheque or money order, please specify Canadian Funds and make payable to: PNR-NMRA
Current exchange rates apply to credit card payments. (Subscriptions not payable by credit card)

New Membership or renewal NMRA# _____ PNR# _____ Scale(s): _____

Name: _____ Phone: (____) _____

Address: _____ City: _____

Prov: _____ PC: _____ Email: _____

Date of Birth: m ____ d ____ y _____ Fax: (____) _____

Credit cards accepted: MC VISA AMEX DC Discover Expiry date: _____

Card No.: _____ Name on card: _____

Form Rev Date: Sept 24 2003

Signature: _____

Weathering Freight Cars, Continued from Page 5

Sometimes you can give cars a whole new set of numbers by painting over the old numbers and adding a new series. On some cars you can simply obscure the numbers by flaking, smearing, running paint, or grime, mud, or anything else nature might throw at it. Next comes the old standard, the alcohol wash. The black ink particles will collect in the crevices, cracks and seams and around the moulded details. If you are going to weather a yellow or white car, use a brown ink wash instead of black. After the ink wash comes a Dullcote spray. This spray actually puts "tooth" on the model's surface, which will allow coloured pencils to adhere to the surface. Additional alcohol washes over the Dullcote will produce the whitish glazing effect that resembles real metal oxidation. Using a white-coloured pencil, you can streak the white lettering that is on most railroad cars. Use rust-coloured pencils flat, in streaks, in dots, or abraded around rivets, leaving particles of pencil lead. Accent grab irons with a fine black marker. The secret weapon is the standard graphite pencil – it leaves marks that look like steel. Once you are satisfied with how the car looks, and don't forget about the roof, dust it with a fine coat of Dullcote. Compare the same car factory fresh and the one that has had road wear.

Finally add different loads to your rail cars. Junk loads are available for gondolas, coal loads for hoppers. Flatcars are always interesting because they carry just about everything. An old favourite is a hobo or two riding in an empty boxcar with the door open. We have even put cattle inside cattle cars so you see their silhouettes as the cars roll by. Whatever you can imagine was probably out on the rails at one time or another.